

MANAGING IRREGULAR MIGRATION FLOWS IN HONDURAS

NETWORKS OF ASSISTANCE CENTRES FOR MIGRANTS (CAMI)

CAMI
SAN PEDRO
SULA

CAMI s
TEGUCIGALPA

CAMI
CHOLUTECA

246 KM

966 KM

Honduras

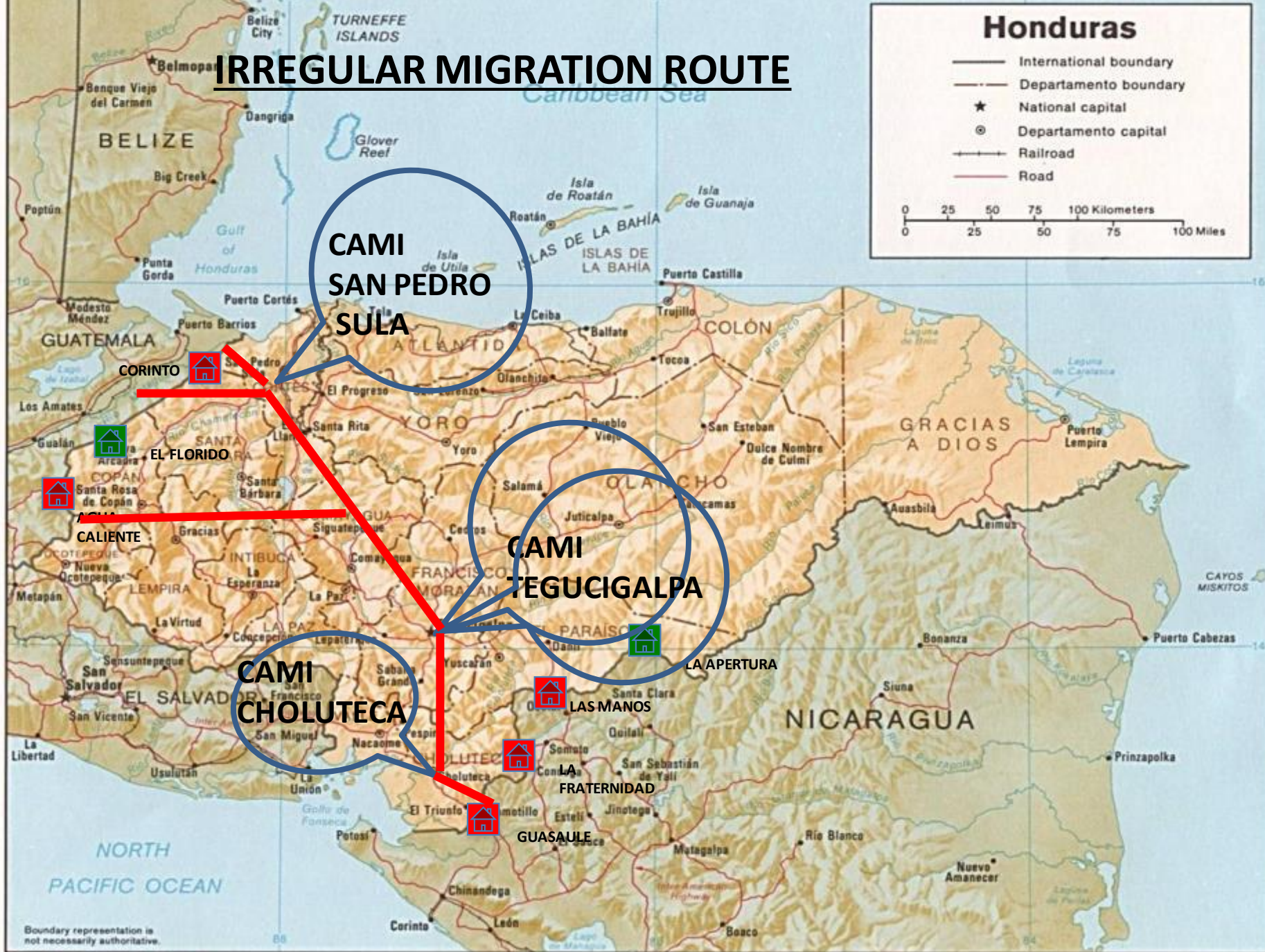
- International boundary
- Departamento boundary
- ★ National capital
- ⊙ Departamento capital
- +—+—+ Railroad
- Road

0 25 50 75 100 Kilometers
0 25 50 75 100 Miles



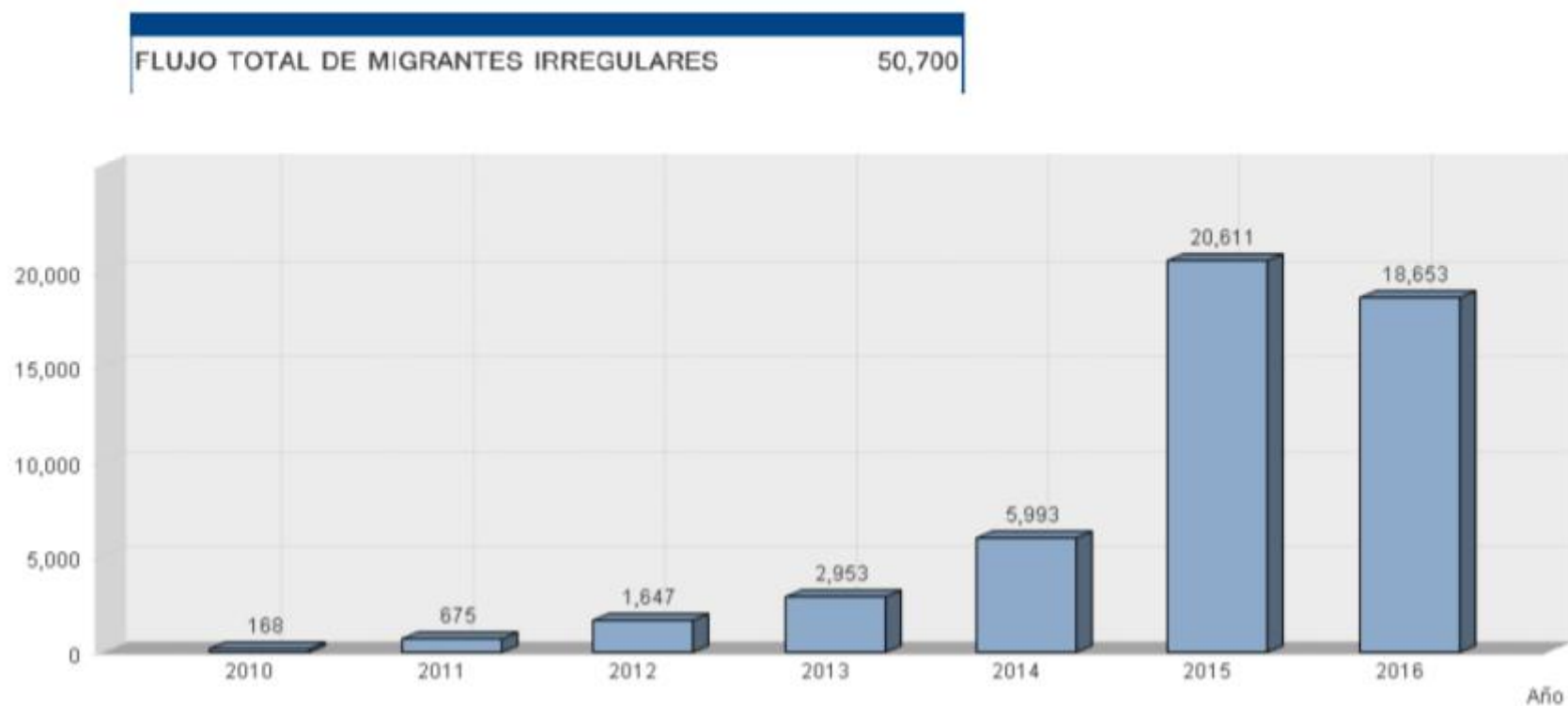
Boundary representation is
not necessarily authoritative.

IRREGULAR MIGRATION ROUTE



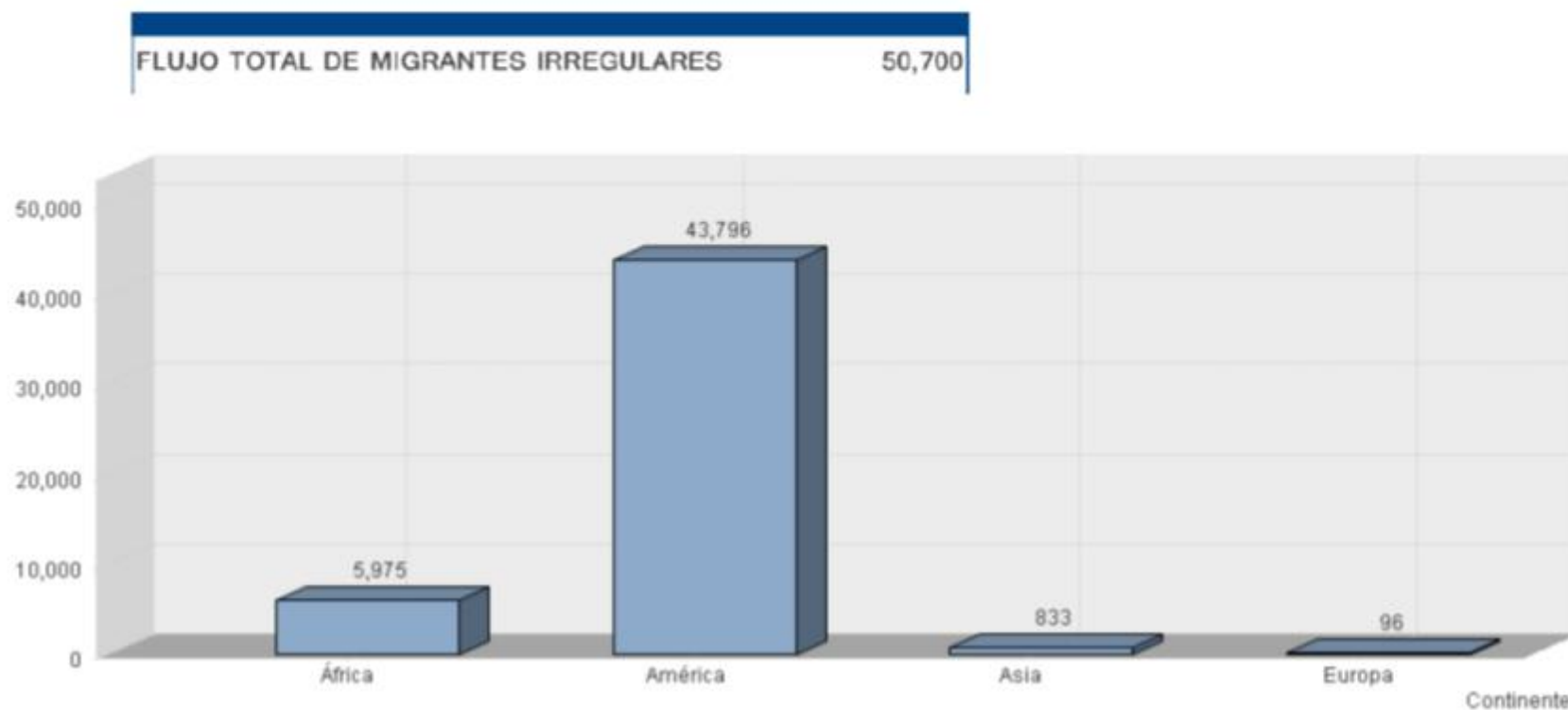
STATISTICS ON IRREGULAR MIGRATION

Irregular migrants who entered the territory of Honduras,
by year
2010 – November 7, 2016



STATISTICS ON IRREGULAR MIGRATION

Irregular migrants who entered the territory of Honduras,
by continent
2010 – November 7, 2016



STATISTICS ON IRREGULAR MIGRATION

Irregular migrant boys, girls and adolescents who entered the territory of Honduras,
by year
2015 – November 7, 2016

Año
2015



511 NNA

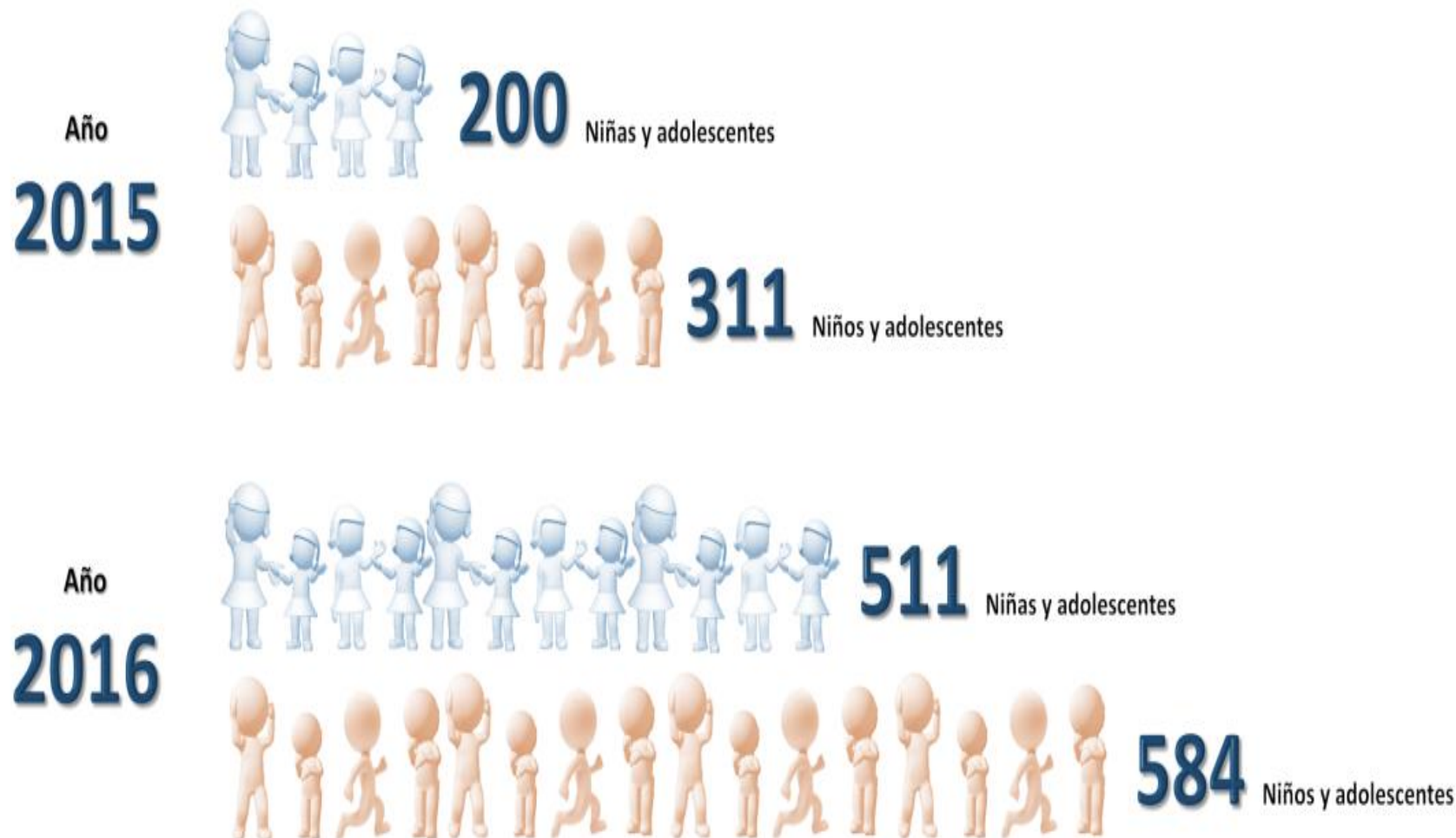
Total de NNA
1,606

Año
2016



1,095 NNA

STATISTICS ON IRREGULAR MIGRATION



STATISTICS ON IRREGULAR MIGRATION

Irregular migrant boys, girls and adolescents who entered the territory of Honduras,
by assistance centre
2015 – November 7, 2016



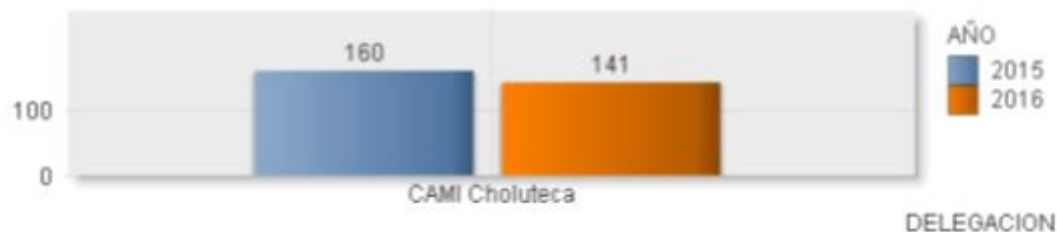
CAMI Tegucigalpa

Ingreso irregular de niños, niñas y adolescentes al territorio Hondureño
por centro de atención



CAMI Choluteca

Ingreso irregular de niños, niñas y adolescentes al territorio Hondureño
por centro de atención



CENTRES FOR ASSISTANCE TO IRREGULAR MIGRANTS



SALA DE ESTAR



HABITACIÓN DE MUJERES

PASILLO DE HABITACIONES

ÁREA DE COCINA Y LAVANDERIA

HABITACIÓN DE VARONES

COMEDOR

CENTRE FOR ASSISTANCE TO IRREGULAR MIGRANTS



CENTRO DE ATENCIÓN
AL MIGRANTE
TONCONTÍN

CENTRE FOR ASSISTANCE TO IRREGULAR MIGRANTS



CENTRO DE ATENCIÓN
AL MIGRANTE
CHOLUTECA



ASSISTANCE PROCESS FOR MIGRANTS

**Arrival of irregular migrants
at the CAMI**



Organizing irregular migrants



Giving instructions for assistance to irregular migrants



ASSISTANCE PROCESS FOR MIGRANTS

Access to information



Verifying the list of migrants



Differentiated assistance



ASSISTANCE PROCESS FOR MIGRANTS

Interview



Taking of finger prints



Sworn statement



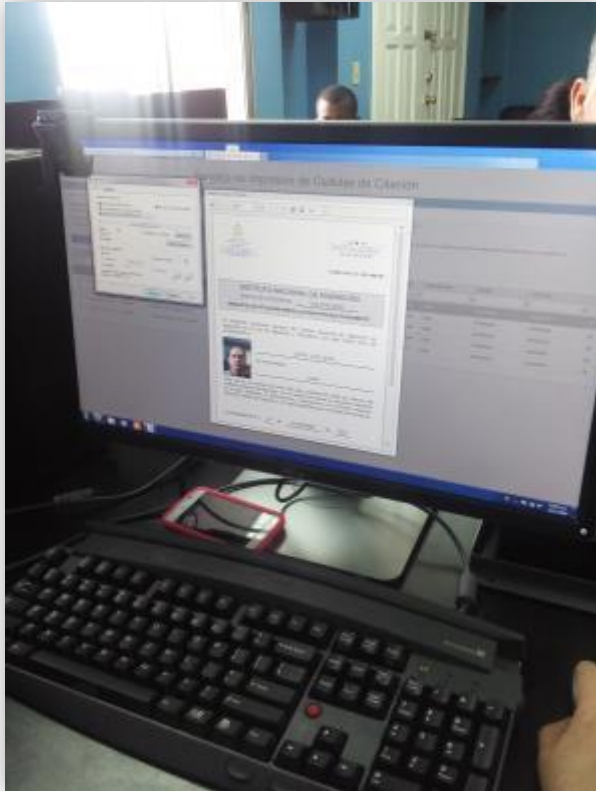
ASSISTANCE PROCESS FOR MIGRANTS

Entering information into the biometric system



ASSISTANCE PROCESS FOR MIGRANTS

Issuance of summons



Delivery of summons



ASSISTANCE PROCESS FOR MIGRANTS

Providing snacks and hygiene kits



Health care



ASSISTANCE PROCESS FOR MIGRANTS


Supplies and recreational materials



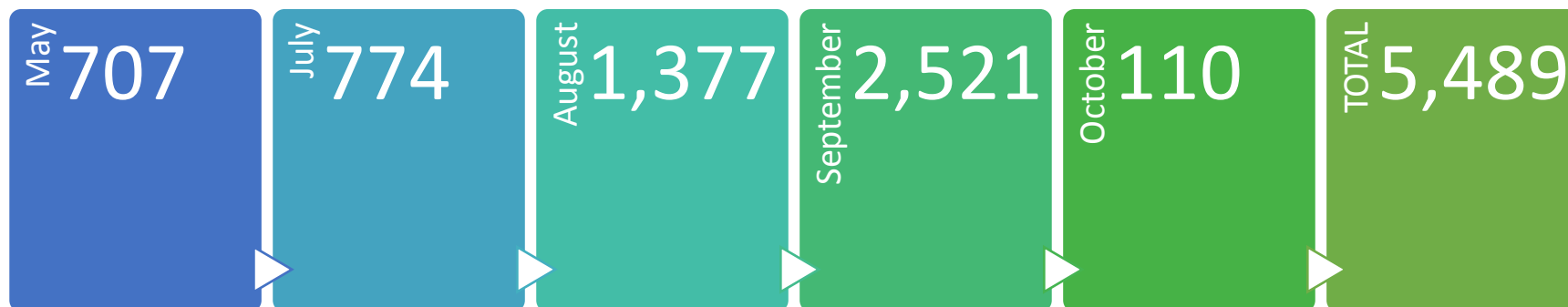
Referral of special cases



NUMBER OF FAMILIES SERVED



NUMBER OF SNACKS DELIVERED



PERSONAL HYGIENE KITS

OCTOBER

556

kits delivered

SUPPLIES DELIVERED

JULY-NOVEMBER 2016

**6,280 supplies
delivered**

ASSISTED AT THE CAMI

Continent	Assisted at the CAMI			Increase % 2014-2015	Increase % 2015-2016
	2014	2015	2016		
Africa	348	1,386	4,082	398%	295%
America	5,600	18,992	14,130	339%	74%
Asia	42	197	403	469%	205%
Europe	3	36	38	1200%	106%
Oceania	0	0	0	0%	0%
TOTAL	5,993	20,611	18,653	344%	91%

THANK YOU